

Luminaire with a higher protection rating - Opal diffuser - direct distribution - impact-proof, through wired

Housing with a smooth surface made of polycarbonate, white end faces RAL 9003. Cable entry on front with twist-fix bayonet closure; with click-lock catch on the side. Housing colour light grey; Opal diffuser. Integrated driver. Electrical connection via 5-pole connection terminal with plug-in contacts.. Through-wired. Fastening clips and suspension bracket are also included in the scope of delivery. Sensor surface-mounting kit, Swivel mounting bracket SBB, to be ordered separately. Suitable for feed-through wiring.

CHARACTERISTICS

Order number	50125026600
EAN number	4020863379316
Commodity code	94051140
Certification mark	IP 65, Protection class I, F, D, HACCP DIN10500/Food/IFS/BRC, Indoor, CE
Impact resistance (IK rating)	IK08 (-20°C bis 40°C)
Ambient temperatur	ta -20°C to 40°C
Special properties	Ready for IoT
Warranty period	5 years
State funding programs	BEG - Federal funding for efficient buildings (valid only for Germany)

ELECTRICAL ENGINEERING

Controller	Electronic driver DALI2 (1 pcs.)
Wiring	5x1.5mm ² , throughwired, plug-in contact for 5x1.5qmm
System output	50W
Mains voltage	230V/50Hz
Circuit breakers (inrush current)	13 pieces/B10, 24 pieces/B16, 25 pieces/C10, 40 pieces/C16
Energy efficiency class/light source	B

LIGHTING TECHNOLOGY

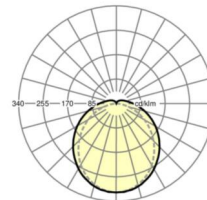
Placement	LED, Colour rendering/Light colour CRI ≥ 80 / 4000K
Colour tolerance (MacAdam)	5SDCM
Photobiological safety (Luminaire)	RG0
Nominal luminous flux	7571lm
LED service life	50000h L80/B10 (Tq 40°C)
Luminaire luminous efficiency	153lm/W
UGR lat./long.	26.1 / 23.9

MECHANICS

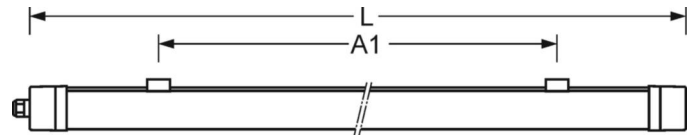
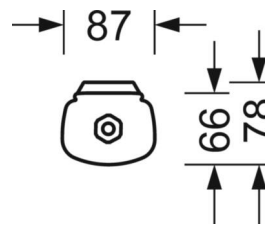
Housing colour	light grey
Dimensions (LxWxH/DxH)	1500mm x 87mm x 66mm
Weight (net)	2.09kg
Cable entry KE	at the end
Type of installation	Ceiling-mounted single installation, Pendant individual mounting, Wall mounting, Mounting rail installation

DEEP-LINK

<https://www.regiolum.de/en/article/50125026600>



Reference	LED 7600lm 840
ηLB	100 %
Φ ↓/↑	92 % / 8 %
UGR lat./long.	26.1 / 23.9



Dimensions

L	1500 mm	Length
B	87 mm	Width
H	66 mm	Height
A1	900 mm	Mounting distance single mounting
A3	675 mm	Mounting distance between luminaires in a light run arrangement
X	0 mm	Distance cable infeed to the center of the luminaire on the X-axis
Y	750 mm	Distance cable infeed to the center of the luminaire on the Y-axis

